

Easy Setup

Step 1

- 1) Connect Main Control Unit to a power supply.
- 2) Connect Main Control Unit to your WiFi Router using Ethernet cable provided.



Step 2

Download “Ximple W2” App into your smartphone or tablet.



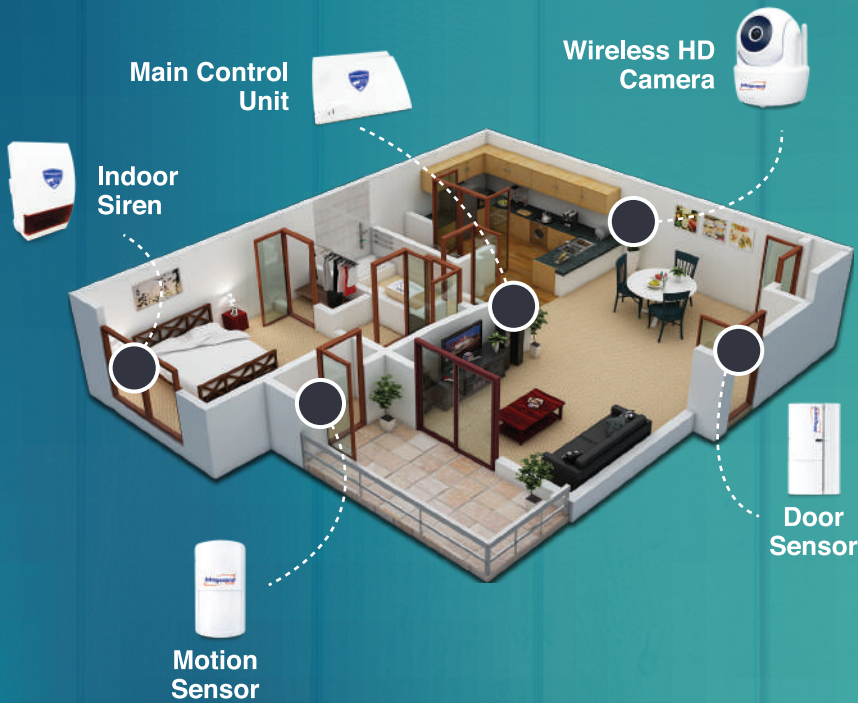
Download the Apps from :

Get it on
Google play

Download on the
App Store


Step 3


Open the App and start pairing according our Quick Installation Guide to complete the setup.





Home Deployment Scheme


Optional Accessories :



Indoor Camera



Power Switch



Window Sensor



Door Sensor


Remote Keychain


Outdoor Siren


Indoor Siren


Motion Sensor


Outdoor Camera

Download The App





Download on the
App Store

GET IT ON
Google Play



Simple Installation,
Secured You Always.



Sirim
Approved

NEW XIMPLE W2 Wireless System.

With New Features and
Modern Design.

WIRELESS ALARM SYSTEM



Customize your accessories



WIRELESS
HD
CAMERA

***Record Every
Wonderful
Moments.**



2010

2012

2016

Capture all memorable moments with Ximple W2 Wireless HD Camera. You won't miss a thing no matter where you are.



Powered By
bluguard
security



***Wireless Camera Package**

*Additional Accessories

**Subject to change without prior notice

***Access Multiple
Location in One App.**

Keep an eye with multiple access via Ximple W2 just from 1 device



Store 1

Store 2

Store 3

Push Notification.



***Two Way Communication.**

With built-in microphone and speaker in the camera, keep an eye to your children or play with your pet anytime



Mom, im going out with Jerry



Okay, take care!



100% Wireless System

Battery Backup



User-Friendly

Multi Level Security



Flexible Setting

No Hidden Cost



Embedded Frequency Channel



Easy Installation



Smart Home Automation

