

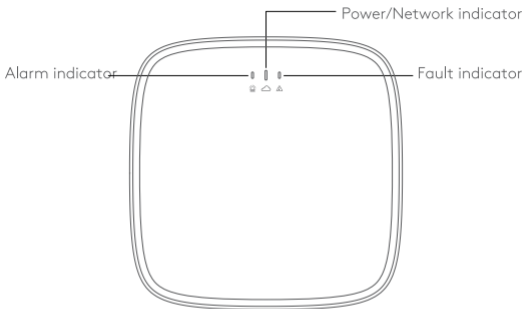







— Home Security Hub —



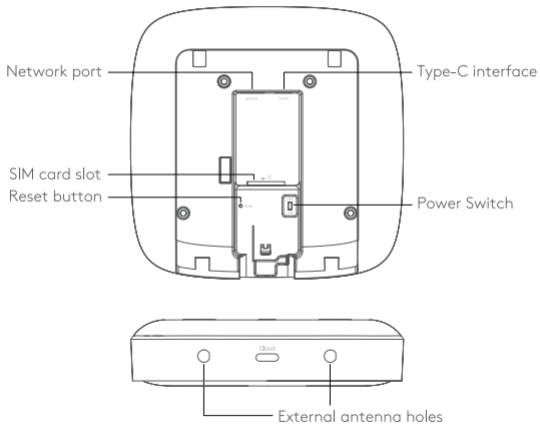
Quick Start Guide

Appearance



| Indicator | Meaning |
|---|---|
|  | When the alarm is activated, the red indicator will flash continuously. |
|  | When the device enters the network setting mode, the green indicator will flash continuously. |
|  | When the device's network is not functioning properly, the green indicator keeps ON. |
|  | When the network connection is successful, the blue indicator keeps ON. |
|  | When the device experiences a fault, the red indicator keeps ON. |

Appearance



Packaging List



Home Security Hub x1



Mounting screw x3



Machine screw x2



Plastic expansion tube x3



Power Adapter x1



Screwdriver x1



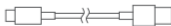
QSG x1



SIM Card Tray x1



Network cable x1



Type-C x1

Download App :

- 1 Open your smartphone camera.
- 2 Scan the QR code below.
- 3 Tap the link that appears.
- 4 Download and install the Ximple W2 Plus app.






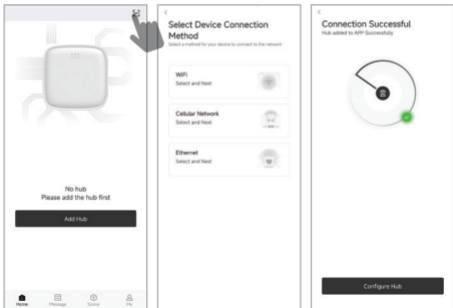
Ximple W2 Plus



Add Home Security Hub

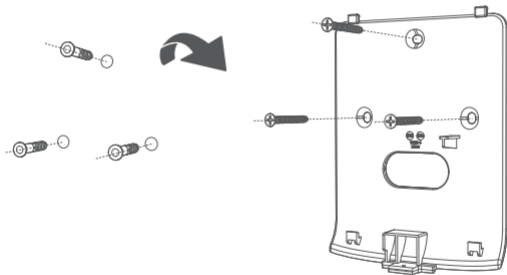
Add Home Security Hub:

- 1 Go to the App Center to download the app.
- 2 Plug in the cable and switch on to power up the hub. Wait a moment until the green indicator starts flashing continuously. 
- 3 Click "  " to add hub by scanning the QR code.
- 4 Connect to the internet via Wi-Fi, Ethernet or Cellular Network, the blue indicator turns on when the connection is successful. 

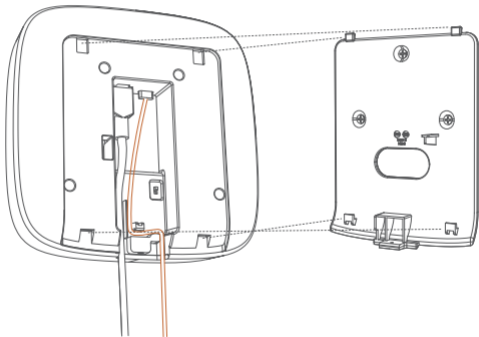


Installation Instruction

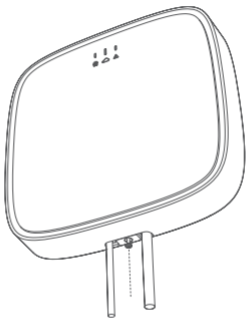
- 1 Mount on the wall by screws



Installation Instruction



Installation Instruction



2 Place on the desktop

Device specifications

| Feature | |
|----------------------------|--|
| Firmware Upgrade | OTA via APP |
| Users | 1 Super Admin+4 Admin+32 App Users + 32 Local Users |
| Peripherals Connected | Up to 128 |
| Wi-Fi | 2.4G,802.11 b/g/n |
| Ethernet | 1 x RJ45,10/100Mbps |
| Cellular | 1 x SIM (4G) |
| Electrical Characteristics | |
| Power Supply | Type-C,5VDC 2A |
| Battery | 2500mAh 18650 battery,Up to 4h power backup (standby mode) |
| Wireless Transmission | |
| Transmission Technology | Sub-GHz, BLE |
| Transmission Method | Two-Way RF Wireless |
| Transmission Frequency | 921MHz |
| Transmission Security | AES-128 Encryption |
| General | |
| Operation Temperature | -10°C to 45°C (14 °F to 113 °F) |
| Dimension(W x H x D) | 150mm×150mm×37mm |
| Weight | 320g |

Powered by ***bluguard***[®]

 www.bluguard.com.my