

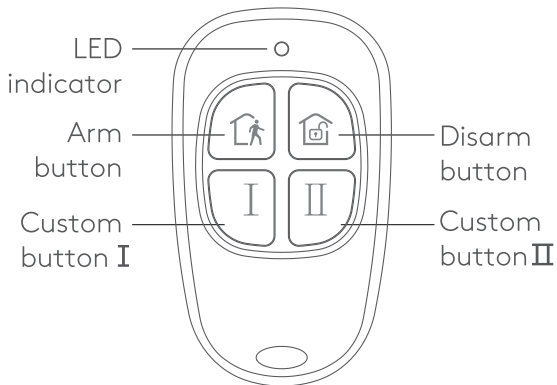


— Keyfob —



Quick Start Guide

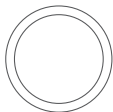
Appearance



Packaging List



Keyfob x1



Keychain x1



QSG x1

Download App :

- 1 Open your smartphone camera.
- 2 Scan the QR code below.
- 3 Tap the link that appears.
- 4 Download and install the Ximple W2 Plus app.

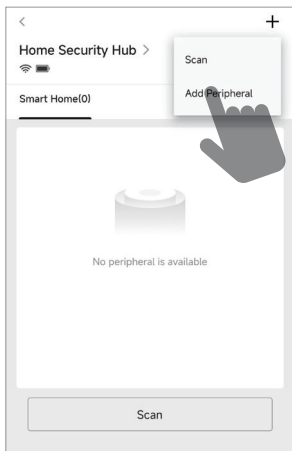


Ximple W2 Plus





Add Keyfob

- 1 Click Home Security Hub , then click "+" and select "Add peripheral" .



Add Keyfob

- 2 Pull out the insulation strip to power up the device , the green indicator will flash and the device will show in the App.

**Note: If the device does not show in the App and green indicator is off , please press and hold "  +  " for 5s to try again.*


- 3 Click the "**Done**" to finish adding.
- 4 Click the "**Associate User**" to associate a specific user.

Add Keyfob

<

Add Peripheral

Make sure the devices are under [Registration Mode](#). And they will automatically displayed on this page. Complete the configuration and click Save. The devices on this page will be added to the Hub in batches.




Searching for nearby devices, make sure devices are in [Registration Mode](#)

<


Add Peripheral

Make sure the devices are under [Registration Mode](#). And they will automatically displayed on this page. Complete the configuration and click Save. The devices on this page will be added to the Hub in batches.



🔄 Searching for nearby devices, make sure devices are in [Registration Mode](#)

 Keyfob >

Done



Basic Operation

Button	Operation
	Arm
	Disarm
I or II	Custom function

**Note:*

Custom functions can be configured via App.

Successful operation : Green indicator flashes twice .

Failed operation : Red indicator flashes twice .

Device specifications

Feature	
Basic Features	Arm,Disarm,Custom button
Wireless Transmission	
Transmission Frequency	921MHz
Transmission Distance (Open Space)	1000m
Advanced Tech	AES-128 Encryption,FHSS,TDMA
Electrical Characteristics	
Power Supply	CR2032 × 1, Up to 2 years (Standby mode)
General	
Operation Temperature	-10°C to 55°C (14 °F to 131 °F)
Dimension (WxHxD)	59*34*12mm
Weight	14.6g

Powered by ***bluguard***[®]

 www.bluguard.com.my