

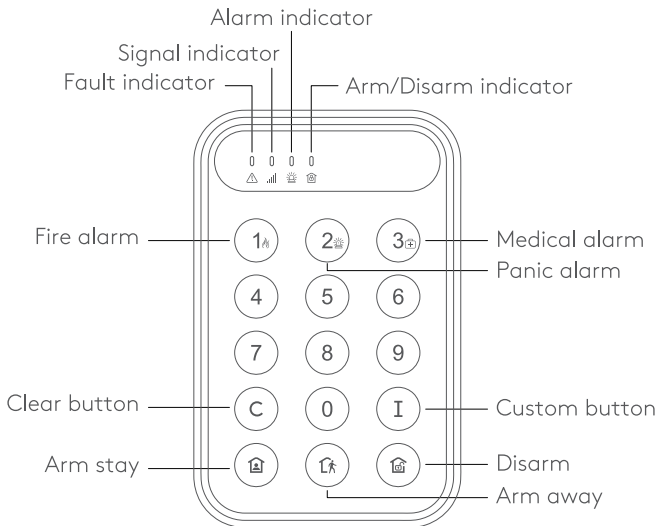


— Keypad —

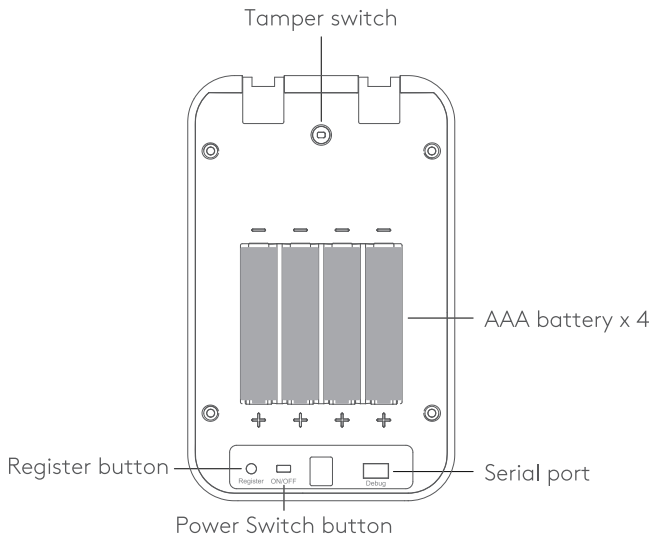


Quick Start Guide

Appearance



Appearance



Packaging List



Keypad ×1



Mounting
screw ×3



Plastic expansion
tube ×3



3M adhesive
strip ×1



QSG ×1

Download App :

- 1 Open your smartphone camera.
- 2 Scan the QR code below.
- 3 Tap the link that appears.
- 4 Download and install the Ximple W2 Plus app.

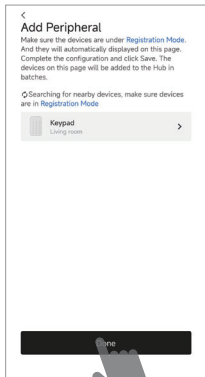
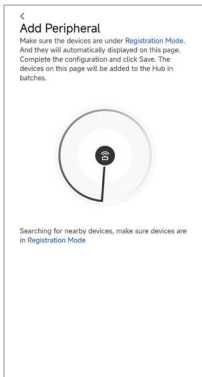
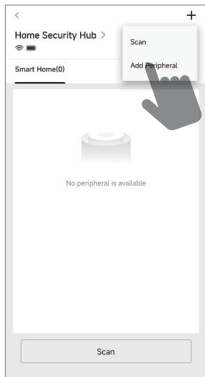


Ximple W2 Plus





Add Keypad

- ① Click Home Security Hub , then click "+" and select "Add peripheral".
- ② Switch on to power up the device , the green indicator will flash and the device will show in the App.
**Note: If the device does not show in the App and green indicator is off , please press and hold the register button for 5s to try again.*
- ③ Assign a room and click the "Done" to finish adding.



Testing Instruction

Click "  " → "Signal Strength Test" → "  " to check signal strength.

It is not advisable
to install here.



It is suitable
to install here.

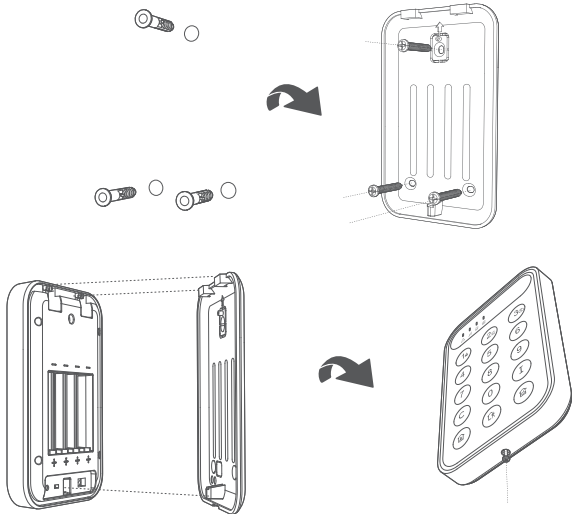


It is suitable
to install here.



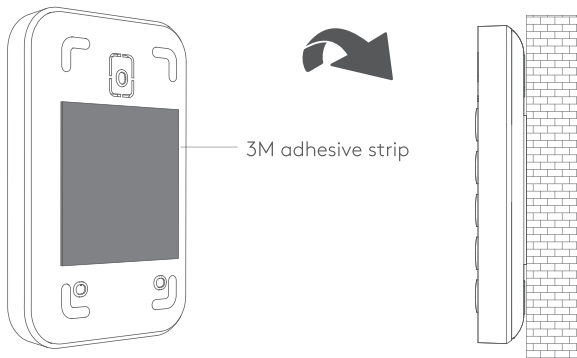
Installation Instruction

1 Mount on the wall by screws







Installation Instruction

- 2 Mount on the wall by 3M adhesive strip



Basic Operation

Button	Operation	Successful Operation
PIN code + [ / ]	Arm	Blue indicator will turn on
PIN code + []	Disarm	Green indicator will flash twice
Duress code + []	Duress silent alarm	Green indicator will flash twice
PIN code + [I]	Custom function	Buzzer will beep twice

* Note:

PIN code can be configured via App.

Failed operation : Buzzer will beep three times.

Device specifications

Feature	
Advanced Features	Signal Strength detection,Find me
Tamper Protection	Rear
Wireless Transmission	
RF Frequency	921MHz
RF Distance(Open Space)	1000m
Advanced Tech	AES-128 Encryption,FHSS,TDMA
Electrical Characteristics	
Battery Type	Four AAA batteries,Up to 2 years (standby mode)
General	
Operation Temperature	-10°C to 55°C (14 °F to 131 °F)
Installation Method	Screw /Adhesive
Dimension(WxHxD)	140mm x 86mm x 22 mm
Weight	170g

Powered by ***bluguard***[®]

 www.bluguard.com.my